



**AW DX and AW K
Cooling/heating fans**

AW DX

Wall-mounted indoor unit for heat pump

The AW DX is used with an outdoor unit to heat and cool various rooms. Ideal for use in industrial premises, warehouses, shops, and more.

Can be combined with outdoor units from different manufacturers and associated control equipment.

- Designed for heating and cooling operation.
- Condensation insulation between coil and casing.
- 4 mm fin spacing minimises maintenance, even in dusty surroundings.
- Hydrophilic coated fins for optimum condensation run-off.
- Stainless steel condensation trough, with condensation insulation underneath.
- Adjustable deflectors to control height of air flow.
- Snap lock cover to connect transmitter on coil.
- Snap lock cleaning cover.
- AC or EC motor.



Design

The casing is made of galvanised, white-painted steel plate. Coil with copper pipes and hydrophilic-plated aluminium fins. Fin spacing 4 mm to minimise dust and particles clogging up the coil. Ball bearing-mounted fan motor with thermal protection gives low noise and safe operation. Condensation drain with G $\frac{1}{2}$ " connection.

Connected to outdoor unit by soldering. Available in two sizes, complete with wall bracket.

IP44 degree of protection with AC motor.

IP54 degree of protection with EC motor.

Control Unit

AW DX has no automated control equipment and has to be controlled by the outdoor unit and its control equipment. AW DX has a single fan speed.

Dimensioning

Dimensioning can easily be achieved with our web-based calculation program VEAB Select (www.veab.com).

If necessary, contact our sales staff for help.

Dimensional Drawing

See page 6.

Approvals

Our fans are produced in accordance with the following directives:


LVD directive: EN 60355-1 and EN 60335-2-30

EMC directives: EN 61000-6-2 and EN 61000-6-3

EMF directive: EN 62233



Accessories (To be ordered separately)

| | Product | Description |
|-----------------------------------------------------------------------------------|-----------------------------|----------------------------------------------------------|
|  | Air vents AWLH DX22/DX42 | Aluminium deflector blades. Direct air flow sideways. |

Product Range Overview

| Type | | AW DX22 | AW DX42 | AW DX22-EC | AW DX42-EC |
|------------------------------------------|-------------------|---------------|---------------|---------------|---------------|
| Voltage | | 230 VAC 1-ph. | 230 VAC 1-ph. | 230 VAC 1-ph. | 230 VAC 1-ph. |
| Power consumption | A | 0.6 | 0.95 | 0.55 | 1.35 |
| Air volume | m ³ /h | 2000 | 3500 | 2000 | 3500 |
| Sound pressure level ¹⁾ | dB(A) | 52 | 62 | 51 | 59 |
| Max. operating pressure | MPa | 4.29 | 4.29 | 4.29 | 4.29 |
| Inner volume coil | l | 2.3 | 3.7 | 2.3 | 3.7 |
| Pipe connection cooling pipe, liquid/gas | | 3/8" - 5/8" | 3/8" - 5/8" | 3/8" - 5/8" | 3/8" - 5/8" |
| Condensation drain | | G1/2" | G1/2" | G1/2" | G1/2" |
| Max. ambient temperature | °C | 40 | 40 | 40 | 40 |
| Coolant | | R410A / R32 | R410A / R32 | R410A / R32 | R410A / R32 |
| Degree of protection | | IP44 | IP44 | IP54 | IP54 |
| Weight | kg | 48 | 63 | 47 | 62 |

¹⁾ Measured at 5 metres in front of AW unit.

Project Design/Orders

Description – AW DX

Wall-mounted indoor unit for heat pump, VEAB type AW DX, with white-painted galvanised sheet metal casing. Coil with copper pipes and hydrophilic-plated aluminium fins. 4 mm fin spacing minimises maintenance. Stainless steel condensation trough, with condensation insulation underneath. Single speed fan motor. IP44 degree of protection. Supplied with a wall bracket. Deflectors ordered separately.

AW K

Fan air heater/cooler for installations using water as the energy medium

AW K is used to cool industrial premises, shops and similar types of premises. Clean design with simple lines mean that the AW range can also be installed in public areas. The AW K can be connected to a hot water supply, and used for heating during the cold season.

- Designed for cooling and heating.
- Stainless steel condensation trough, with condensation insulation underneath.
- 4 mm fin spacing minimises maintenance, even in dusty surroundings.
- Adjustable deflectors to control height of air flow.
- Supplied with a wall bracket.
- AC or EC motor.

Design

The casing is made of galvanised, white-painted steel plate. Coil with copper pipes and hydrophilic-plated aluminium flanges. Fin spacing 4 mm to minimise dust and particles clogging up the coil. Ball bearing-mounted fan motor with thermal protection gives low noise and safe operation. Condensation drain with G $\frac{1}{2}$ " connection. Available in two sizes, complete with wall bracket. IP44 degree of protection with AC motor. IP54 degree of protection with EC motor.



Dimensioning

Dimensioning can easily be achieved with our web-based calculation program VEAB Select (www.veab.com).

If necessary, contact our sales staff for help.

Dimensional Drawing

See page 7.

Approvals

Our fans are produced in accordance with the following directives:





LVD directive: EN 60355-1 and EN 60335-2-30

EMC directives: EN 61000-6-2 and EN 61000-6-3

EMF directive: EN 62233



Accessories

| | Product | Range | Degree of protection |
|-----------------------------------------------------------------------------------|----------------------------------------------------------------------------------------------|---------------------|----------------------|
|  | Valve with actuator AWTV 42-62, IP44 To be used together with thermostat R31 or SR 121/1. | Max. 90°C 25 bar | IP44 |
|  | Thermostat SR 121/1 Can control two AW Ks. | Range 0-40 °C | IP54 |
|  | Room thermostat R31 Can control one AW K. | Range 7-30°C | IP20 |
|  | AWLH K22/K42 Aluminium deflector blades. Direct air flow sideways. | | |

Product Range Overview

| Type | | AW K22 | AW K42 | AW K22-EC | AW K42-EC |
|------------------------------------|-------------------|---------------|---------------|---------------|---------------|
| Voltage | | 230 VAC 1-ph. | 230 VAC 1-ph. | 230 VAC 1-ph. | 230 VAC 1-ph. |
| Power consumption, max. | A | 0.6 | 0.95 | 0.55 | 1.35 |
| Air volume | m ³ /h | 2000 | 3500 | 2000 | 3500 |
| Sound pressure level ¹⁾ | dB(A) | 52 | 62 | 51 | 59 |
| Horizontal range | m | 8 | 8 | 8 | 8 |
| Connector pipe | mm | Ø28 | Ø28 | Ø28 | Ø28 |
| Max. operating temp. water | °C | 120 | 120 | 120 | 120 |
| Max. operating pressure water | bar | 16 | 16 | 16 | 16 |
| Max. ambient temperature | °C | 50 | 50 | 40 | 40 |
| Weight | kg | 51 | 66 | 50 | 65 |
| Degree of protection | | IP44 | IP44 | IP54 | IP54 |

¹⁾ Measured at 5 metres in front of AW unit.

Project Design/Orders

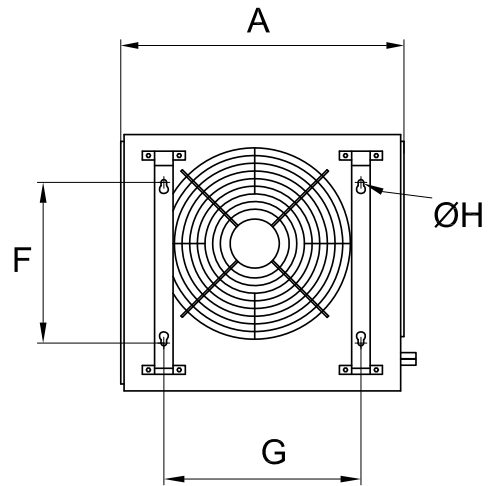
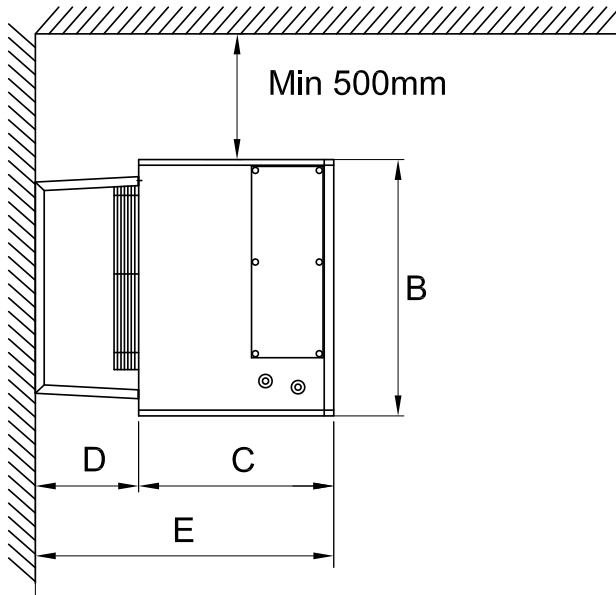
Description – AW K

Fan air cooler/heater for cold/hot water, VEAB type AW K, with white-painted galvanised sheet metal casing. Coil with copper pipes and hydrophilic-plated aluminium fins. 4 mm fin spacing minimises maintenance. Stainless steel condensation trough, with condensation insulation underneath. Single speed fan motor. IP44 degree of protection. Supplied with a wall bracket. Accessories including thermostat, valve and deflectors to be ordered separately.

Dimensional Drawing

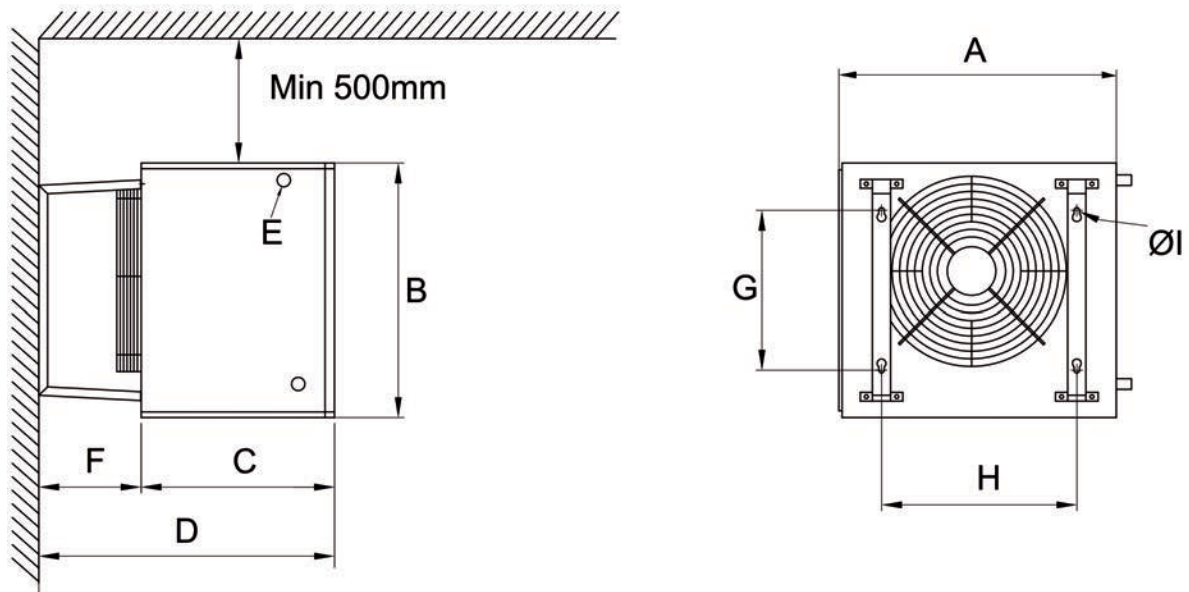
AW DX

| Dimensions | A mm | W mm | C mm | D mm | E mm | F mm | G mm | Ø H mm |
|------------|------|------|------|------|------|------|------|--------|
| AW DX22 | 740 | 670 | 510 | 270 | 780 | 420 | 515 | 10 |
| AW DX42 | 920 | 875 | 510 | 270 | 780 | 550 | 700 | 10 |



AW K

| Dimensions | A mm | W mm | C mm | D mm | ∅ E mm | F mm | G mm | H mm | ∅ I mm |
|------------|------|------|------|------|--------|------|------|------|--------|
| AW K22 | 730 | 670 | 510 | 780 | 28 | 270 | 420 | 515 | 10 |
| AW K42 | 920 | 875 | 510 | 780 | 28 | 270 | 550 | 700 | 10 |



AW DX / K



VEAB Heat Tech AB
Tel +46(0)451-485 00
www.veab.com • veab@veab.com
Sweden